

COVID-19 DAILY UPDATES

Date	Global Confirmed	Global Deaths	Nationwide Confirmed	Nationwide Deaths	NC Confirmed	NC Deaths	NC Total Test Completed	Number Hospitalized
6/9/2020	7,142,462	407,009	2,001,334^ (+23,453)	112,579^ (+543) past 24 hr.	36,484	1,041	511,226	696

Madison County Test

Date	Total Test number	Positive	Pending
6/9/2020	455	3	30

Date	County	# of Cases	# of Deaths
6/9/20	Avery	4	0
	Buncombe	399	33
	Burke	567	16
	Cherokee	22	1
	Haywood	60	0
	Henderson	375	47
	Jackson	50	1
	Macon	146	1
	Madison	3	0
	McDowell	101	1
	Mitchell	14	0
	Polk	48	4
	Rutherford	197	5
	Swain	23	0
	Transylvania	16	1
	Wilkes	511	6
	Yancey	21	0

Data broken down by age, gender, cases and deaths.

Date	Age Group	Percent and numbers	Percent of Deaths and numbers	Gender	Percent of cases	Percent of Deaths
6/9/2020	0-17	8%(2,818)	0% (1)	Male	49%(17,764)	53%(526)
	18-24	11% (3,876)	0% (2)	Female	51%(18,227)	48%(476)
	25-49	45%(16,353)	4%(44)	Unknown	2%	
	50-64	21% (7,753)	12%(125)			
	65 -74	7% (2,693)	20%(203)			
	75+	8%(981)	63%(631)			

Top 6 North Carolina Counties

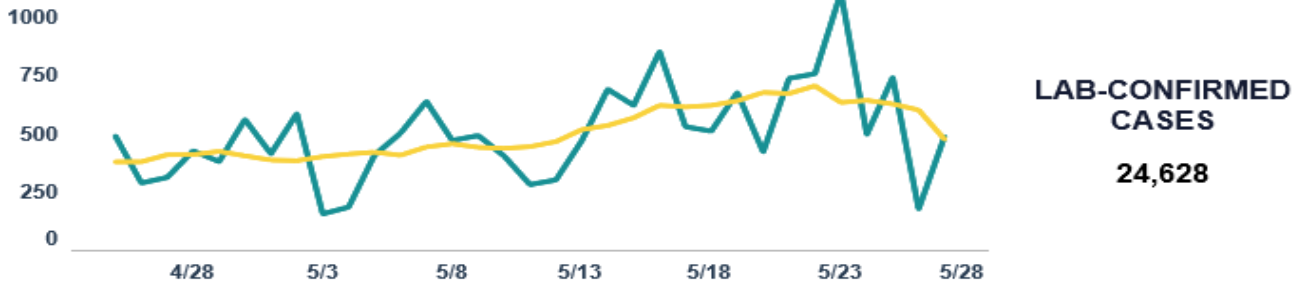
Date	County	# of Cases	# of Deaths
6/9/2020	Mecklenburg	5,682	110
	Wake	2,300	40
	Durham	2,180	48
	Guilford	1,665	78
	Wayne	1,335	20
	Forsyth	1,816	17

COVID-19 DAILY UPDATES

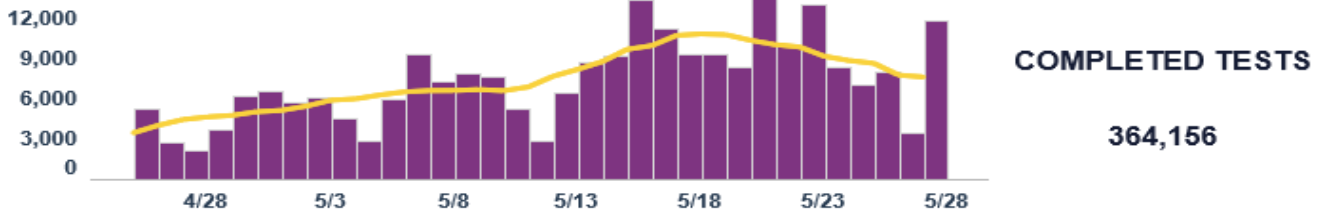
States Surrounding North Carolina

Date	State	# of cases	# of Deaths
6/9/2020	GA	49,324	2,182
	TN	31,558	540
	VA	50,552	1,473
	SC	14,297	546

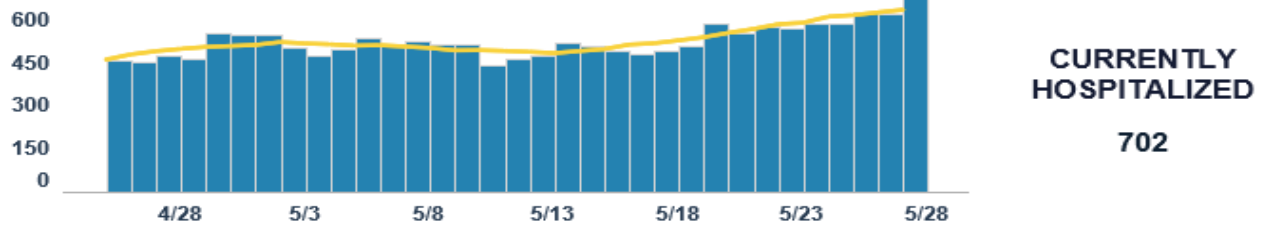
Daily Cases



Daily Tests



Daily Number of People Currently Hospitalized



<https://covid19.healthdata.org/united-states-of-america/north-carolina>

COVID-19 DAILY UPDATES

<https://covid19.healthdata.org/united-states-of-america/north-carolina>

North Carolina

Total deaths

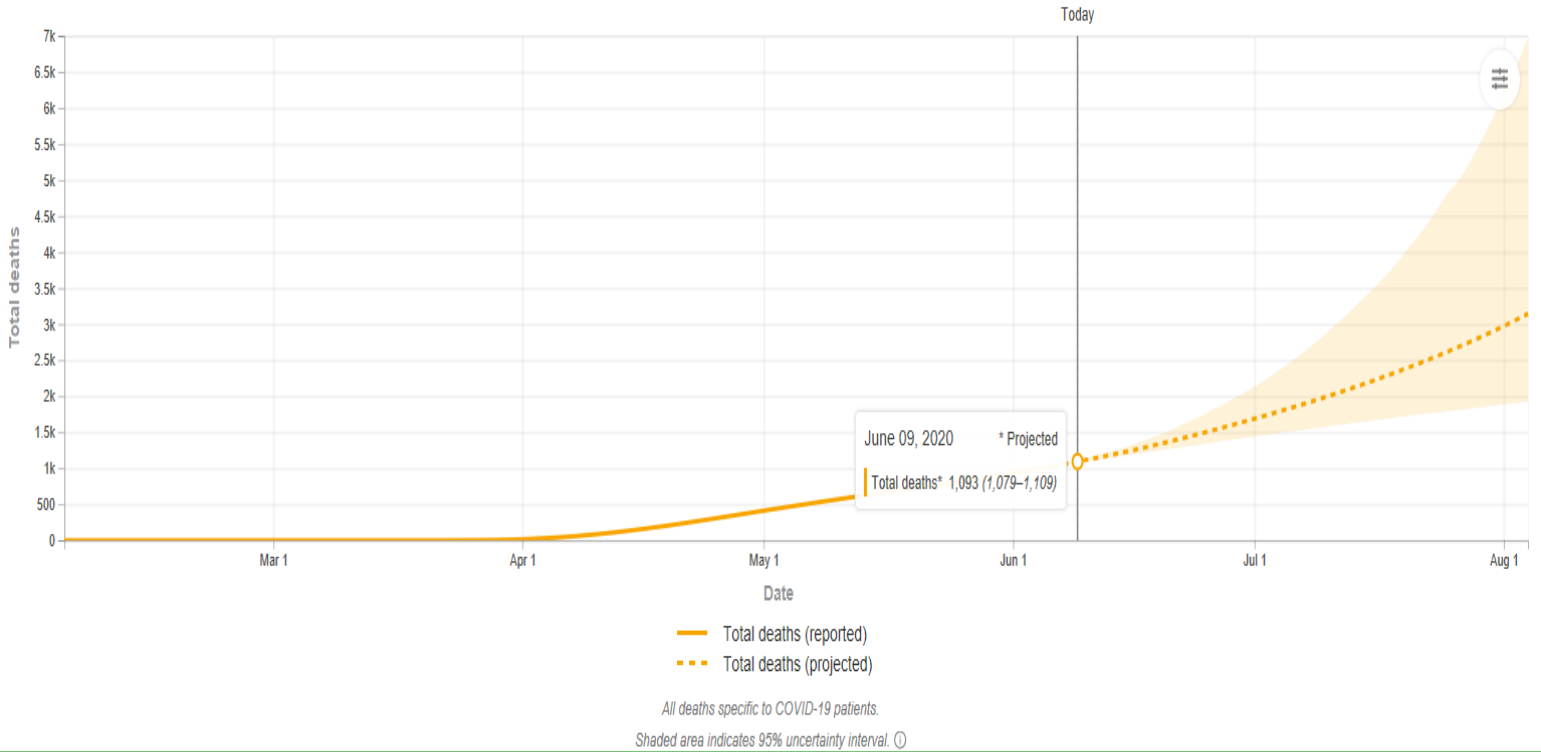
Daily deaths

Infections and testing

Hospital resource use

Social distancing

3,144 COVID-19 deaths
projected by August 4, 2020



North Carolina

Total deaths

Daily deaths

Infections and testing

Hospital resource use

Social distancing

3,144 COVID-19 deaths
projected by August 4, 2020

