

COVID-19 DAILY UPDATES

Date	Global Confirmed	Global Deaths	Nationwide Confirmed	Nationwide Deaths	NC Confirmed	NC Deaths	NC Total Test Completed	Number Hospitalized
6/7/2020	7,033,333	403,131	1,954,372^1%(+19,382)	111,499^1%(+567) past 24 hr.	35,546	996	511,226	696

Madison County Test

Date	Total Test number	Positive	Pending
6/7/2020	436	3	21

Date	County	# of Cases	# of Deaths
6/7/20	Avery	3	0
	Buncombe	396	33
	Burke	547	16
	Cherokee	21	1
	Haywood	59	0
	Henderson	372	47
	Jackson	47	1
	Macon	121	1
	Madison	3	0
	McDowell	100	1
	Mitchell	14	0
	Polk	47	4
	Rutherford	198	5
	Swain	25	0
	Transylvania	16	1
	Wilkes	509	6
	Yancey	21	0

Data broken down by age, gender, cases and deaths.

Date	Age Group	Percent and numbers	Percent of Deaths and numbers	Gender	Percent of cases	Percent of Deaths
6/7/2020	0-17	8%(2,679)	0% (1)	Male	49%(17,307)	53%(524)
	18-24	11% (3,745)	0% (2)	Female	51%(17,760)	47%(468)
	25-49	45%(15,890)	4%(43)	Unknown	2%	
	50-64	21% (7,594)	13%(125)			
	65 -74	8% (2,669)	20%(198)			
	75+	8%(2975)	63%(627)			

Top 6 North Carolina Counties

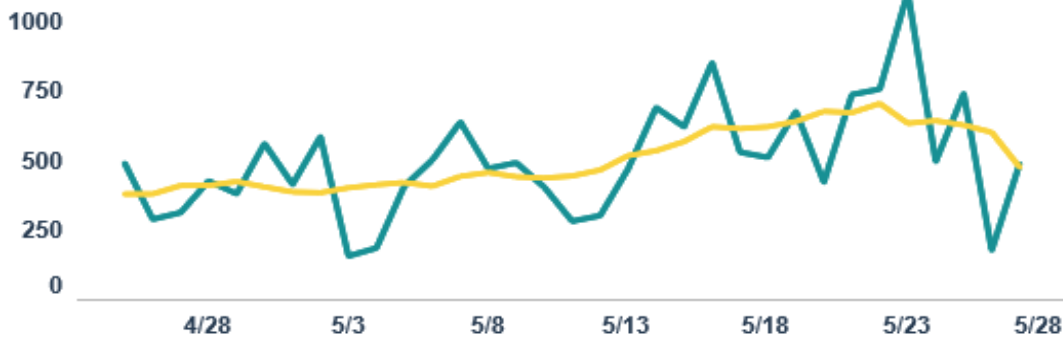
Date	County	# of Cases	# of Deaths
6/7/2020	Mecklenburg	5,509	109
	Wake	2,236	40
	Durham	2,114	48
	Guilford	1,614	78
	Wayne	1,306	20
	Forsyth	1,774	17

COVID-19 DAILY UPDATES

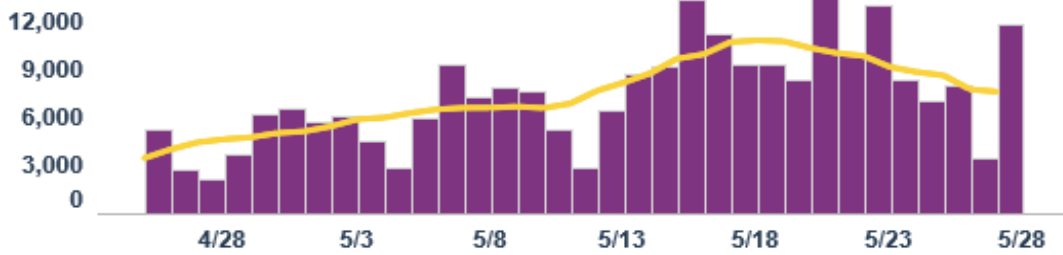
States Surrounding North Carolina

Date	State	# of cases	# of Deaths
6/7/2020	GA	49,324	2,182
	TN	30,909	539
	VA	49,278	1,461
	SC	13,861	544

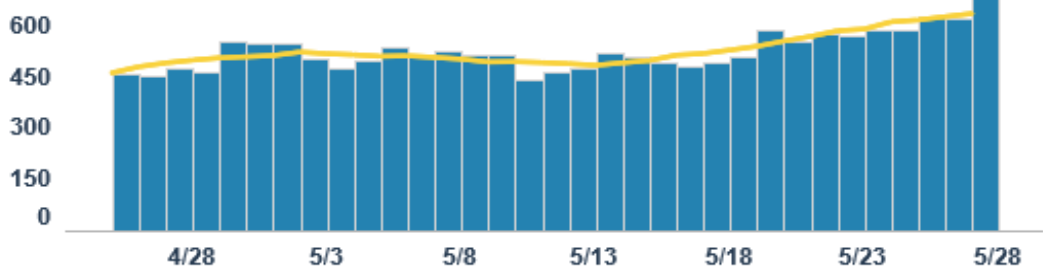
Daily Cases



Daily Tests



Daily Number of People Currently Hospitalized



COVID-19 DAILY UPDATES

