

COVID-19 DAILY UPDATES

Date	Global Confirmed	Global Deaths	Nationwide Confirmed	Nationwide Deaths	NC Confirmed	NC Deaths	NC Total Test Completed	Positive Test
5/26/2020	5,518,905	346,700	1,677,546^1% (+18,619 past 24 hr)	99,119^1%(+538) past 24 hr.	23,979	781	344,690	8%

Madison County Test

Date	Test number	Pending
5/26/2020	299	24

Date	County	# of Cases	# of Deaths
5/26/20	Avery	2	0
	Buncombe	276	15
	Burke	296	14
	Cherokee	20	1
	Haywood	40	0
	Henderson	318	42
	Jackson	25	1
	Madison	2	0
	McDowell	51	1
	Mitchell	9	0
	Polk	35	4
	Rutherford	168	7
	Transylvania	11	0
	Wilkes	478	3
	Yancey	10	0

North Carolina: Data broken down by age, gender, cases and deaths.

Date	Age Group	Percent	Percent of Deaths	Gender	Percent of cases	Percent of Deaths
5/26/2020	0-17	6%(1,367)	0	Male	49%(11,572)	47%(215)
	18-24	9% (2,212)	0	Female	51%(12,020)	53%(238)
	25-49	44%(10,435)	4%(31)	Unknown	2%	
	50-64	23% (5,548)	12%(89)			
	65 -74	9% (2,043%)	21%(155)			
	75+	10%(2,355)	63%(478)			

Top 5 North Carolina Counties

Date	County	# of Cases	# of Deaths
5/26/2020	Mecklenburg	3,380	73
	Wake	1,471	33
	Durham	1,312	44
	Wayne	1,031	18
	Guilford	1,073	52

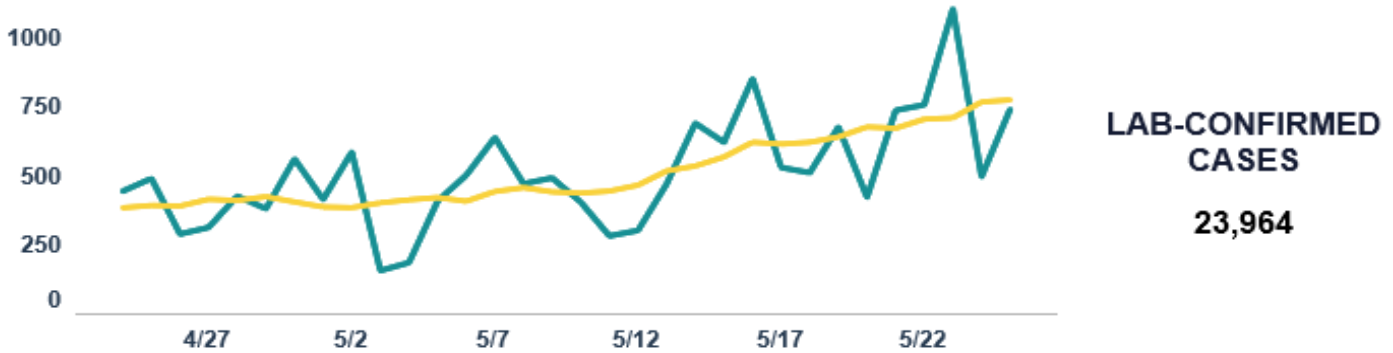
States Surrounding North Carolina

Date	State	# of cases	# of Deaths
------	-------	------------	-------------

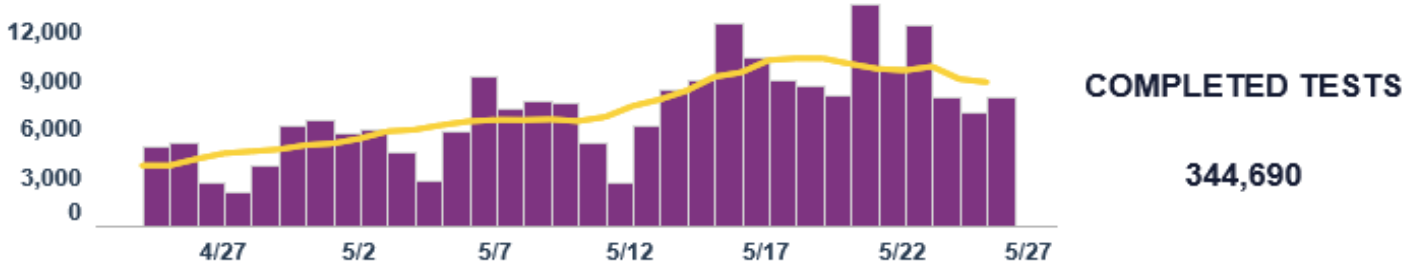
COVID-19 DAILY UPDATES

5/26/2020	GA	40,477	1,859
	TN	24,716	457
	VA	38,185	1,168
	SC	10,184	442

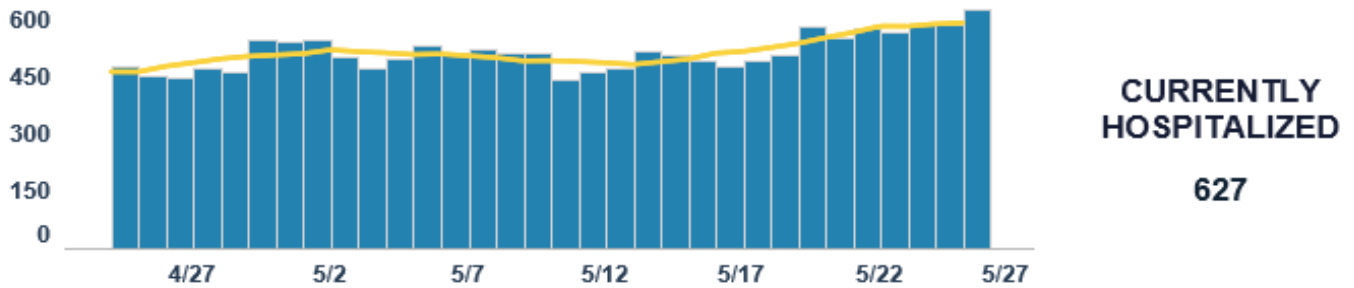
Daily Cases i



Daily Tests i



Daily Number of People Currently Hospitalized i



County Map by Cases i