

COVID-19 DAILY UPDATES

Date	Global Confirmed	Global Deaths	Nationwide Confirmed	Nationwide Deaths	NC Confirmed	NC Deaths	NC Total Test Completed	Positive Test
5/22/2020	5,014,943	328,462	1,591,806 [^] 2% (+25,237 past 24 hr)	95,517 [^] 1%(+1,337) past 24 hr.	21,618	728	303,224	7%

Madison County Test

Date	Test number	Pending
5/22/2020	291	31

Date	County	# of Cases	# of Deaths
5/22/20	Avery	2	0
	Buncombe	246	7
	Burke	248	14
	Cherokee	20	1
	Haywood	35	0
	Henderson	305	41
	Jackson	25	1
	Madison	2	0
	McDowell	35	1
	Mitchell	9	0
	Polk	35	4
	Rutherford	159	5
	Transylvania	9	0
	Wilkes	462	3
	Yancey	10	0

Date	Age Group	Percent	Percent of Deaths	Gender	Percent of cases	Percent of Deaths
5/22/2020	0-17	5% (1,032)	0	Male	49%(10,063)	47%(215)
	18-24	9% (1,839)	0	Female	51%(10,445)	53%(238)
	25-49	43% (8,981)	4%(28)	Unknown	2%	
	50-64	24% (4,973)	12%(83)			
	65 -74	9% (1,865)	20%(150)			
	75+	10%(2,164)	64%(454)			

Top 5 North Carolina Counties

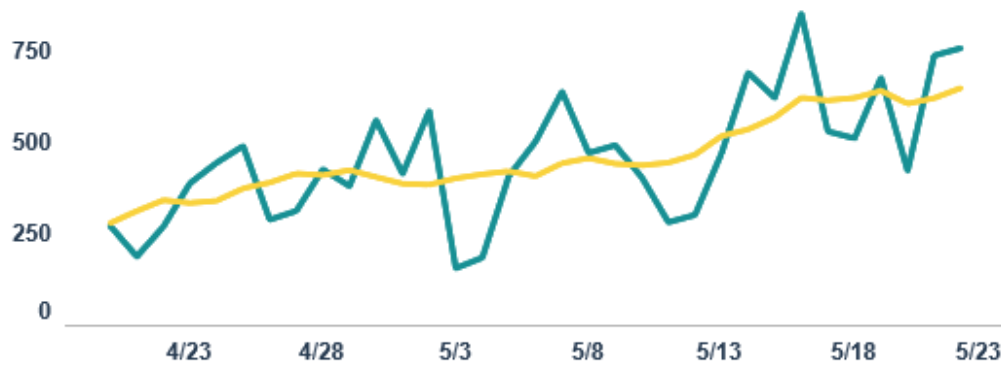
Date	County	# of Cases	# of Deaths
5/22/2020	Mecklenburg	2954	72
	Wake	1,389	32
	Durham	1,162	42
	Wayne	949	18
	Guilford	964	50

States Surrounding North Carolina

Date	State	# of cases	# of Deaths
5/22/2020	GA	37,908	1,781
	TN	23,160	432
	VA	32,846	1,071
	SC	9,386	418

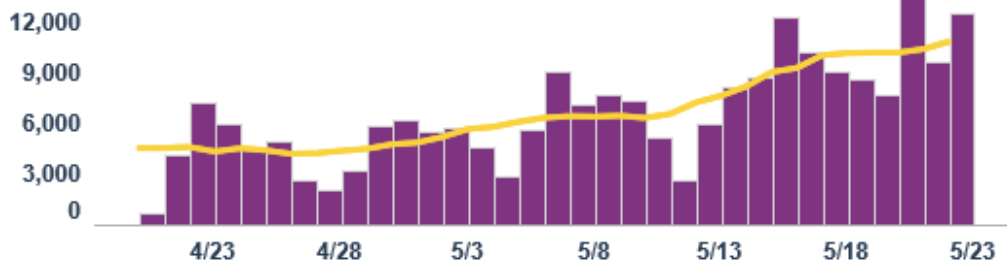
COVID-19 DAILY UPDATES

Daily Cases



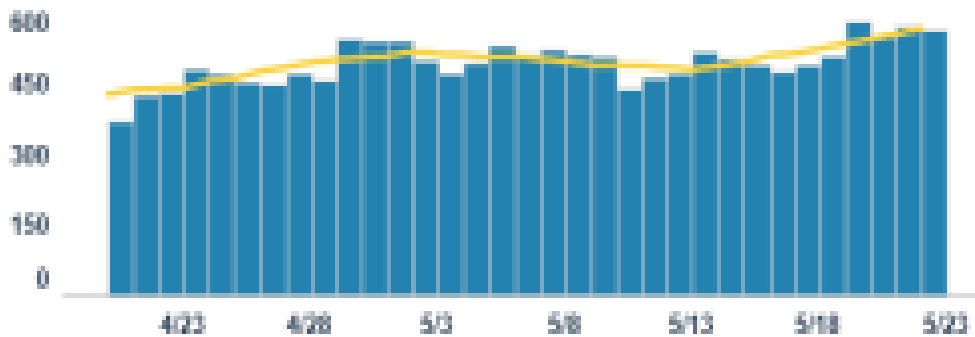
**LAB-CONFIRMED
CASES**
21,618

Daily Tests



COMPLETED TESTS
303,224

Daily Number of People Currently Hospitalized



**CURRENTLY
HOSPITALIZED**
568

County Map by Cases

