

MADISON COUNTY DAILY COVID-19 REPORT

August 26, 2021

North Carolina COVID-19 Metrics

Updated Monday-Friday by the NC Department of Health and Human Services at approximately noon. Last updated 12:45 p.m., Aug. 26, 2021.

8,620

Newly Reported Cases

13.0%

Daily Percent Positive

3,552

Currently Hospitalized

14,272

Total Deaths

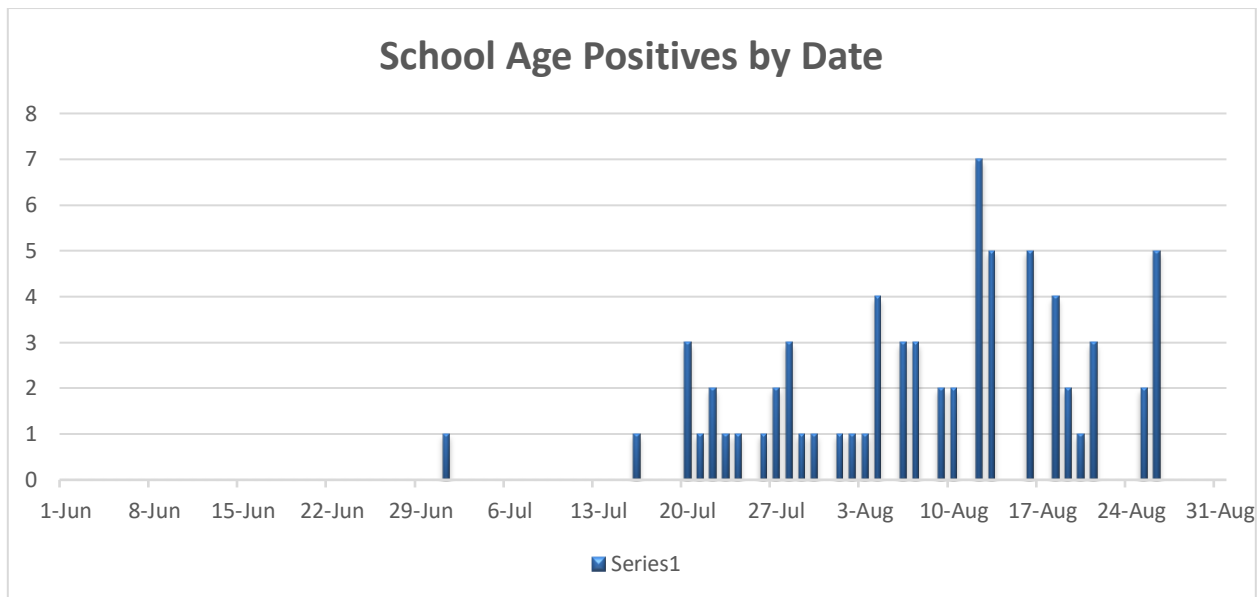
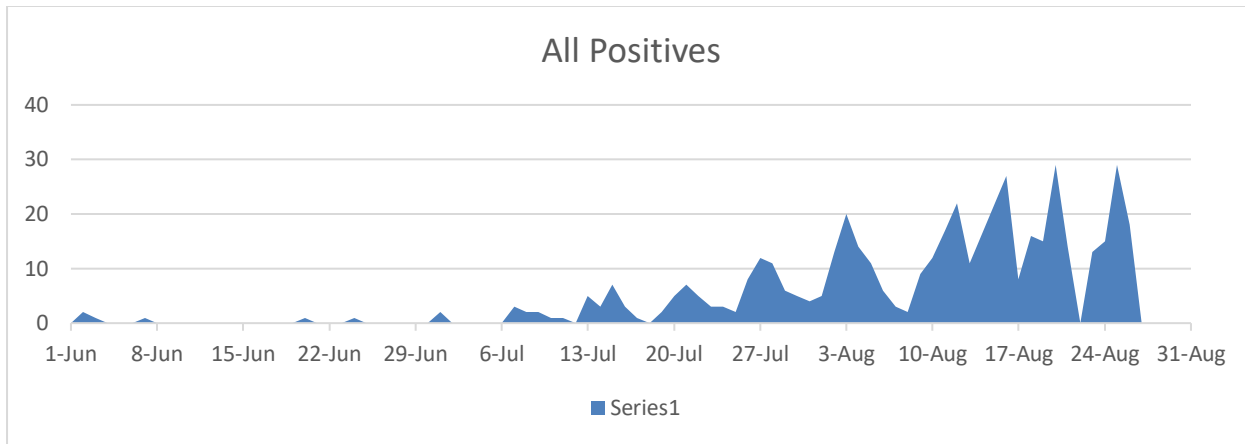
65%*

Percent of Adult Population
Vaccinated with at Least One
Dose

60%*

Percent of Adult Population
Fully Vaccinated

Madison County Metrics: Total lab confirmed Covid-19 positive cases since June 1, 2021

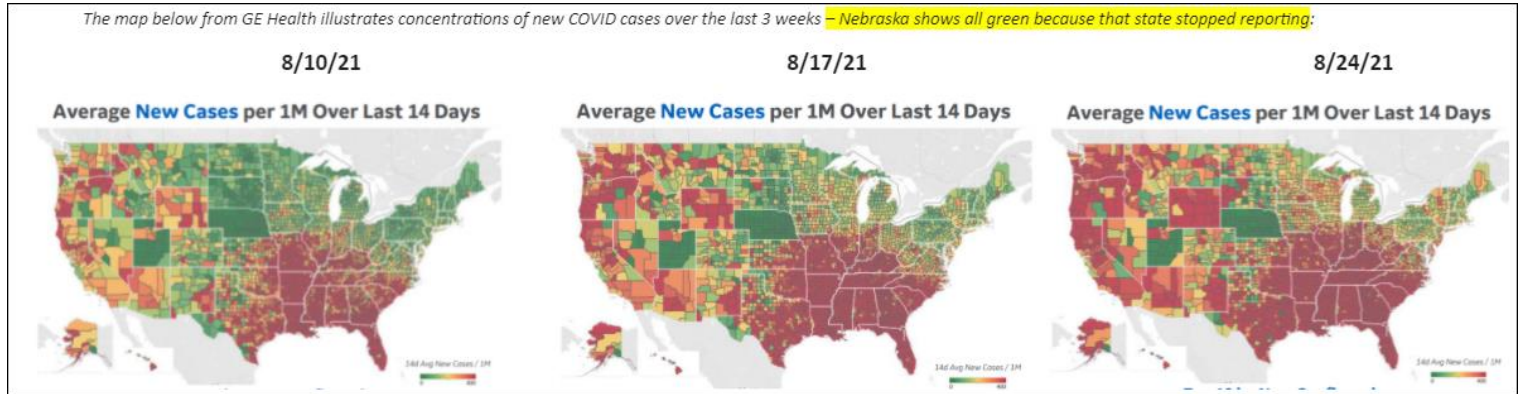


MADISON COUNTY DAILY COVID-19 REPORT

We had 18 lab confirmed new cases today, with 5 of those being school age. We had two new hospital admissions and one hospital discharge. We currently have 12 residents hospitalized due to COVID-19.

As of this date, we have 80 individuals in quarantine that are associated with our school system. Quarantine is the result of a positive test or a close exposure to a positive individual. Quarantine is one of the best methods we have to ensure that the rest of our students can remain in face to face instruction, which is critical to the well being of our students.

The map below from GE Health illustrates concentrations of new COVID cases over the last 3 weeks – Nebraska shows all green because that state stopped reporting:



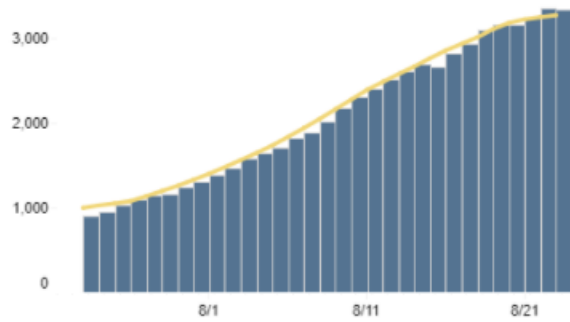
Virginia – 13th – 56.4% fully vaccinated
 N Carolina – 36th – 45.5% fully vaccinated
 S. Carolina – 40th – 42.4% fully vaccinated
 Tennessee – 42nd – 40.9% fully vaccinated
 Georgia – 43rd – 40.4% fully vaccinated

County	1st dose	2nd dose	% of Population 1st	% of Population 2nd
Avery	8460	7873	48.19%	44.84%
Buncombe	163503	154171	62.60%	59.03%
Burke	36888	33852	40.77%	37.41%
Cherokee	11048	10065	38.61%	35.18%
Clay	4419	1027	39.35%	9.14%
Graham	3295	2878	39.04%	34.10%
Haywood	31239	29032	50.13%	46.59%
Henderson	59374	55470	50.57%	47.24%
Jackson	25187	22180	57.32%	50.48%
Macon	19330	17654	53.91%	49.23%
Madison	10888	10274	50.05%	47.23%
McDowell	20089	18267	43.90%	39.92%
Mitchell	6222	5637	41.58%	37.67%
Polk	8836	8262	42.64%	39.87%
Rutherford	24007	21491	35.82%	32.06%
Swain	5423	4831	38.00%	33.85%
Transylvania	16970	16083	49.35%	46.77%
Yancey	8044	7358	44.52%	40.72%
EBCI	5397	4937	47.00%	43.00%
WNC Total	468,619	431,342	50.64%	46.61%

MADISON COUNTY DAILY COVID-19 REPORT

The number of people currently hospitalized across the state went up again this week from 3,083 to 3,342.

Currently Hospitalized COVID-19 Patients | Statewide



3,342

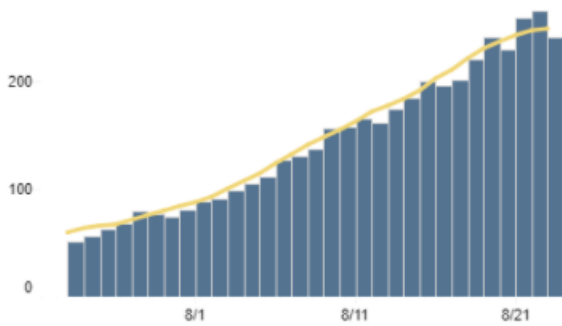
Currently Hospitalized

94%

Hospitals Reporting

[Statewide Data]

Currently Hospitalized COVID-19 Patients | Statewide



241

Currently Hospitalized

88%

Hospitals Reporting

[Western NC Regional View – Does not include Burke County]

Hospital	All hospital beds	Inpatient beds	ICU Beds
MEMORIAL MISSION HOSPITAL AND ASHEVILLE SURGERY CE Short Term 509 BILTMORE AVE, ASHEVILLE, NC	960.0	88.5% 766.4 of 866.0 beds used	89.2% 116.0 of 130.0 beds used