

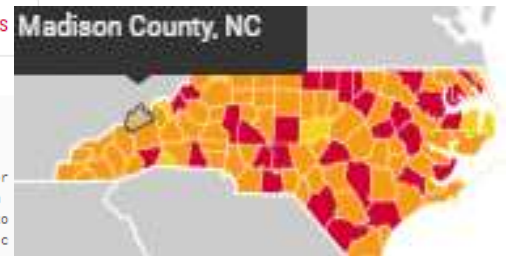


COVID-19 DAILY UPDATES

Date	Population	Confirmed cases	Deaths	Number Hospitalized	Recovered	Pending Tests
03/09/2021						
Global	7.6 Billion	117,360,637	2,604,802		66,497,206	
Nationwide	330 Million	28,711,029^0% (+91,599 past 24 hr.)	521,176^0% (+807 past 24 hr.)		20,462,692^1%(+124,733)past 24 hr)	
NC	10.4 Million	875,903	11,552	1,145	837,824	
Madison County	21,763	1,560	38	5		

Date	County	# of Cases	# of Deaths
003/09/2021	Avery	1,863	20
	Buncombe	15,822	293
	Burke	9,317	142
	Haywood	3,909	88
	Henderson	9,044	150
	Madison	1,560	38
	McDowell	4,906	61
	Mitchell	1,264	16
	Rutherford	6,805	200
	Yancey	1,464	26

5.2% daily positivity for the state

Madison County, NC



COVID RISK LEVEL ⓘ

At risk of outbreak

Madison County is at risk of an outbreak. COVID cases are either increasing at a rate likely to overwhelm hospitals and/or the state's COVID preparedness is below international standards.

UPDATE

We now surface vulnerability levels for locations. Madison County, NC has **high vulnerability**, making it more likely to experience severe physical and economic suffering from COVID, and to face a harder, longer recovery.

[See more vulnerability details](#)

DAILY NEW CASES

● **23.7** PER 100K

Very large number of new cases

INFECTION RATE

● **0.75**

Active cases are decreasing

POSITIVE TEST RATE

● **8.0%**

Indicates adequate testing

ICU CAPACITY USED

● Unknown

Insufficient data to assess

VACCINATED

● Unknown 1ST SHOT

[New Indicator](#)