



COVID-19 DAILY UPDATES

Date	Population	Confirmed cases	Deaths	Number Hospitalized	Recovered	Pending Tests
03/05/2021						
Global	7.6 Billion	115,867,587	2,573,477		65,514,205	
Nationwide	330 Million	28,461,392^0% (+65,518) past 24 hr.)	516,179^0% (+1,918 past 24 hr.)		20,095,080^0%(+84,623)past 24 hr)	
NC	10.4 Million	870,149	11,446	1,226	819,839	
Madison County	21,763	1,545	38	5		

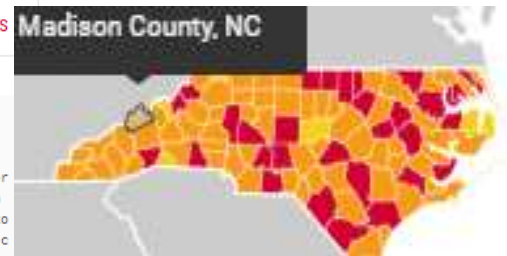
Date	County	# of Cases	# of Deaths
003/05/2021	Avery	1,848	20
	Buncombe	15,726	293
	Burke	9,275	141
	Haywood	3,882	86
	Henderson	8,965	149
	Madison	1,545	38
	McDowell	4,864	61
	Mitchell	1,245	16
	Rutherford	6,781	200
	Yancey	1,451	26

4.3% daily positivity for the state

Madison County, NC



Madison County, NC



COVID RISK LEVEL ⓘ

At risk of outbreak

Madison County is at risk of an outbreak. COVID cases are either increasing at a rate likely to overwhelm hospitals and/or the state's COVID preparedness is below international standards.

UPDATE

We now surface vulnerability levels for locations. Madison County, NC has **high vulnerability**, making it more likely to experience severe physical and economic suffering from COVID, and to face a harder, longer recovery.

[See more vulnerability details](#)

DAILY NEW CASES

● **23.7** PER 100K

Very large number of new cases

INFECTION RATE

● **0.75**

Active cases are decreasing

POSITIVE TEST RATE

● **8.0%**

Indicates adequate testing

ICU CAPACITY USED

● Unknown

Insufficient data to assess

VACCINATED

● Unknown 1ST SHOT

[New Indicator](#)