



# COVID-19 DAILY UPDATES

| Date           | Population   | Confirmed cases                      | Deaths                          | Number Hospitalized | Recovered                          | Pending Tests |
|----------------|--------------|--------------------------------------|---------------------------------|---------------------|------------------------------------|---------------|
| 03/04/2021     |              |                                      |                                 |                     |                                    |               |
| Global         | 7.6 Billion  | 115,378,866                          | 2,563,396                       |                     | 65,254,792                         |               |
| Nationwide     | 330 Million  | 28,395,874^0% (+67,103) past 24 hr.) | 514,261^0% (+2,293 past 24 hr.) |                     | 20,010,364^1%(+103,258)past 24 hr) |               |
| NC             | 10.4 Million | 868,056                              | 11,399                          | 1,290               | 819,839                            |               |
| Madison County | 21,763       | 1,539                                | 38                              | 5                   |                                    | 85            |

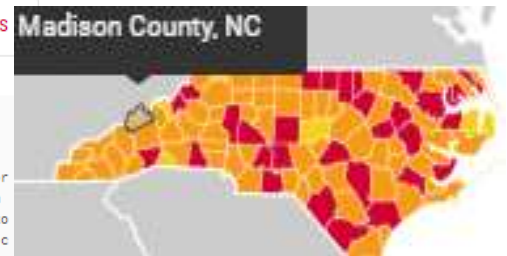
| Date        | County     | # of Cases | # of Deaths |
|-------------|------------|------------|-------------|
| 003/04/2021 | Avery      | 1,831      | 20          |
|             | Buncombe   | 15,610     | 292         |
|             | Burke      | 9,249      | 139         |
|             | Haywood    | 3,868      | 86          |
|             | Henderson  | 8,887      | 146         |
|             | Madison    | 1,539      | 38          |
|             | McDowell   | 4,823      | 61          |
|             | Mitchell   | 1,244      | 16          |
|             | Rutherford | 6,756      | 198         |
|             | Yancey     | 1,449      | 25          |

4.2% daily positivity for the state

## Madison County, NC



### Madison County, NC



#### COVID RISK LEVEL ⓘ

#### At risk of outbreak

Madison County is at risk of an outbreak. COVID cases are either increasing at a rate likely to overwhelm hospitals and/or the state's COVID preparedness is below international standards.

#### UPDATE

We now surface vulnerability levels for locations. Madison County, NC has **high vulnerability**, making it more likely to experience severe physical and economic suffering from COVID, and to face a harder, longer recovery.

[See more vulnerability details](#)

#### DAILY NEW CASES

● **23.7** PER 100K

Very large number of new cases

#### INFECTION RATE

● **0.75**

Active cases are decreasing

#### POSITIVE TEST RATE

● **8.0%**

Indicates adequate testing

#### ICU CAPACITY USED

● Unknown

Insufficient data to assess

#### VACCINATED

● Unknown 1ST SHOT

[New Indicator](#)