

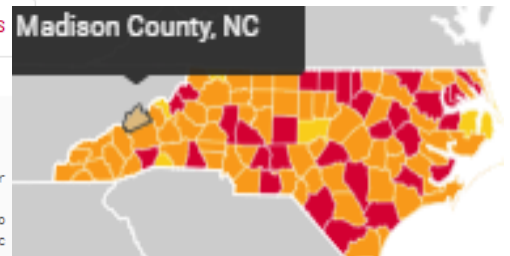
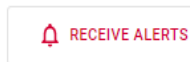

COVID-19 DAILY UPDATES

Date	Population	Confirmed cases	Deaths	Number Hospitalized	Recovered	Pending Tests
03/12/2021						
Global	7.6 Billion	118,860,770	2,623,724		67,295,770	
Nationwide	330 Million	28,896,393^0% (+60,887 past 24 hr.)	525,964^0% (+1,495 past 24 hr.)		21,521,644^0% (+4% 824,034) past 24 hr)	
NC	10.4 Million	881,823	11,663	1,037	837,824	
Madison County	21,763	1,569	37	0		

Date	County	# of Cases	# of Deaths
003/12/2021	Avery	1,890	20
	Buncombe	15,886	294
	Burke	9,365	145
	Haywood	3,929	90
	Henderson	9,145	151
	Madison	1,569	37
	McDowell	4,926	62
	Mitchell	1,270	16
	Rutherford	6,828	201
	Yancey	1,475	26

3.7% daily positivity for the state

Madison County, NC



COVID RISK LEVEL ⓘ

At risk of outbreak

Madison County is at risk of an outbreak. COVID cases are either increasing at a rate likely to overwhelm hospitals and/or the state's COVID preparedness is below international standards.

UPDATE

We now surface vulnerability levels for locations. Madison County, NC has **high vulnerability**, making it more likely to experience severe physical and economic suffering from COVID, and to face a harder, longer recovery.

[See more vulnerability details](#)

DAILY NEW CASES

● **23.7** PER 100K

Very large number of new cases

INFECTION RATE

● **0.75**

Active cases are decreasing

POSITIVE TEST RATE

● **8.0%**

Indicates adequate testing

ICU CAPACITY USED

● Unknown

Insufficient data to assess

VACCINATED

● Unknown 1ST SHOT

[New Indicator](#)