



COVID-19 DAILY UPDATES

Date	Population	Confirmed cases	Deaths	Number Hospitalized	Recovered	Pending Tests
03/10/2021						
Global	7.6 Billion	117,764,619	2,613,747		66,737,497	
Nationwide	330 Million	28,775,295^0% (+64,266 past 24 hr.)	522,983^0% (+1,807 past 24 hr.)		20,550,472^0%(+87,780)past 24 hr)	
NC	10.4 Million	877,764	11,595	1,075	837,824	
Madison County	21,763	1,563	37	3		

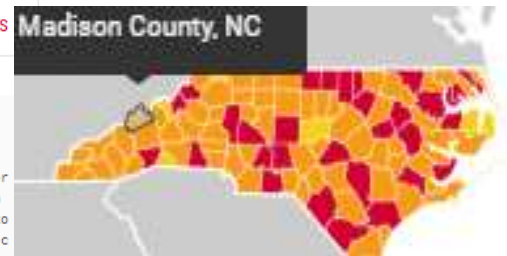
Date	County	# of Cases	# of Deaths
003/10/2021	Avery	1,870	20
	Buncombe	15,857	293
	Burke	9,336	145
	Haywood	3,916	88
	Henderson	9,077	151
	Madison	1,563	37
	McDowell	4,911	62
	Mitchell	1,265	16
	Rutherford	6,810	200
	Yancey	1,468	26

5.3% daily positivity for the state

Madison County, NC



Madison County, NC



COVID RISK LEVEL ⓘ

At risk of outbreak

Madison County is at risk of an outbreak. COVID cases are either increasing at a rate likely to overwhelm hospitals and/or the state's COVID preparedness is below international standards.

UPDATE

We now surface vulnerability levels for locations. Madison County, NC has **high vulnerability**, making it more likely to experience severe physical and economic suffering from COVID, and to face a harder, longer recovery.

[See more vulnerability details](#)

DAILY NEW CASES

● **23.7** PER 100K

Very large number of new cases

INFECTION RATE

● **0.75**

Active cases are decreasing

POSITIVE TEST RATE

● **8.0%**

Indicates adequate testing

ICU CAPACITY USED

● Unknown

Insufficient data to assess

VACCINATED

● Unknown 1ST SHOT

[New Indicator](#)